

THE ENTOMOLOGIST

VOL. XLIII.]

DECEMBER, 1910.

[No. 571

A NEW SPECIES OF *BAËTIS* (EPHEMERIDÆ) FROM THE EASTERN CARPATHIANS.

BY KENNETH J. MORTON, F.E.S.

(PLATE VI.)

MR. JOSEF DZIEDZIELEWICZ, Gerichtsrat (retired), in Lemberg, a zealous student of the Neuroptera of his country, who has added a number of most interesting new species to our knowledge of the fauna of the Eastern Carpathians, some time ago sent to me a representative collection of the Ephemeridæ for confirmation by the Rev. A. E. Eaton. Mr. Eaton very kindly examined the collection and made a most useful report, but at the time circumstances did not admit of his undertaking the publication of anything concerning them.

Included is a species of *Baëtis* which was not known to Mr. Eaton, and which is apparently new. At the request of the discoverer I now describe it as

Baëtis carpatica, n. sp.

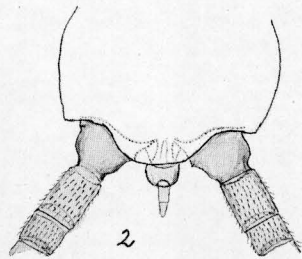
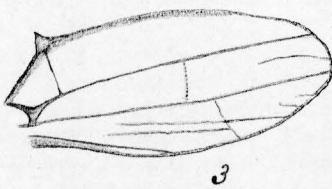
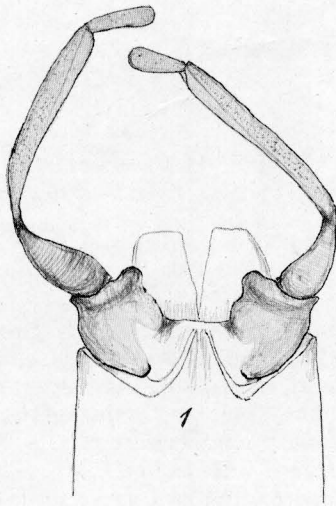
Imago (dried) ♂. Notum mainly piceous, sometimes with paler sutures and paler sides. Dorsum of abdomen brown passing to brownish piceous at the apex. Metasternum and abdomen beneath and the setæ paler. Forceps with the large basal joints fuscous or blackish, the other joints fuscous. Wings hyaline, with brownish neuration, faintly amber-tinted, slightly darker in the costal region.

♀. Almost entirely brown above; three terminal segments beneath pale yellowish.

Length of fore wing: ♂, 10–11 mm.; ♀, about 13 mm. Length of caudal setæ of ♂ about 22 mm.

Loc. In the region of Chomiak, in the Eastern Carpathians (a peak in the "Flussgebiet" of the Prut, 1544 metres).

EXPLANATION OF PLATE.—1. Apex of abdomen from beneath. 2. Apex of abdomen from above. 3. Hind wing of male (nat. length, 2.75 mm.).



K. J. M. del.

West, Newman proc.

BAËTIS CARPATICA, N. SP.